

PVC SPIDER POP UP WALL PACKAGE

When setting up artwork for Posters within shell scheme, ensure artboard size is 960mm (w) x 2400mm (h) with 3-5mm bleed. Please supply artwork as a high resolution pdf file with bleed and crop marks.

COLOUR MODE: Set to CMYK, we do not print in RGB or Pantone Colours.

FONTS: All fonts/typefaces must be embedded or outlined. If you do not embed the fonts they will be substituted by other fonts and your work will no longer look the same.

FONTS + TYPEFACES:

All fonts/typefaces must be embedded or outlined. If you do not embed the fonts they will be substituted by other fonts and your work will no longer look the same.

FILE FORMAT WE ONLY ACCEPT:

- PDF files (High Resolution)
- InDesign files. InDesign files must be collected and zip as hi resolution (All Supplied Files must have - embedded fonts, links and CMYK images used in the artwork)

RESOLUTION

- All images/artwork must be 300 dpi or greater.
- Images must be 300 dpi (dots per inch) when viewed at 100% (converting a lower resolution file to 300 dpi will NOT improve the image!!!). Please note that standard web/internet images are only 72 dpi and are not of a high enough quality for printing. The use of such images may also be a breach of copyright.
- We also require 3mm internal bleed.

GENERAL SPEC'S:

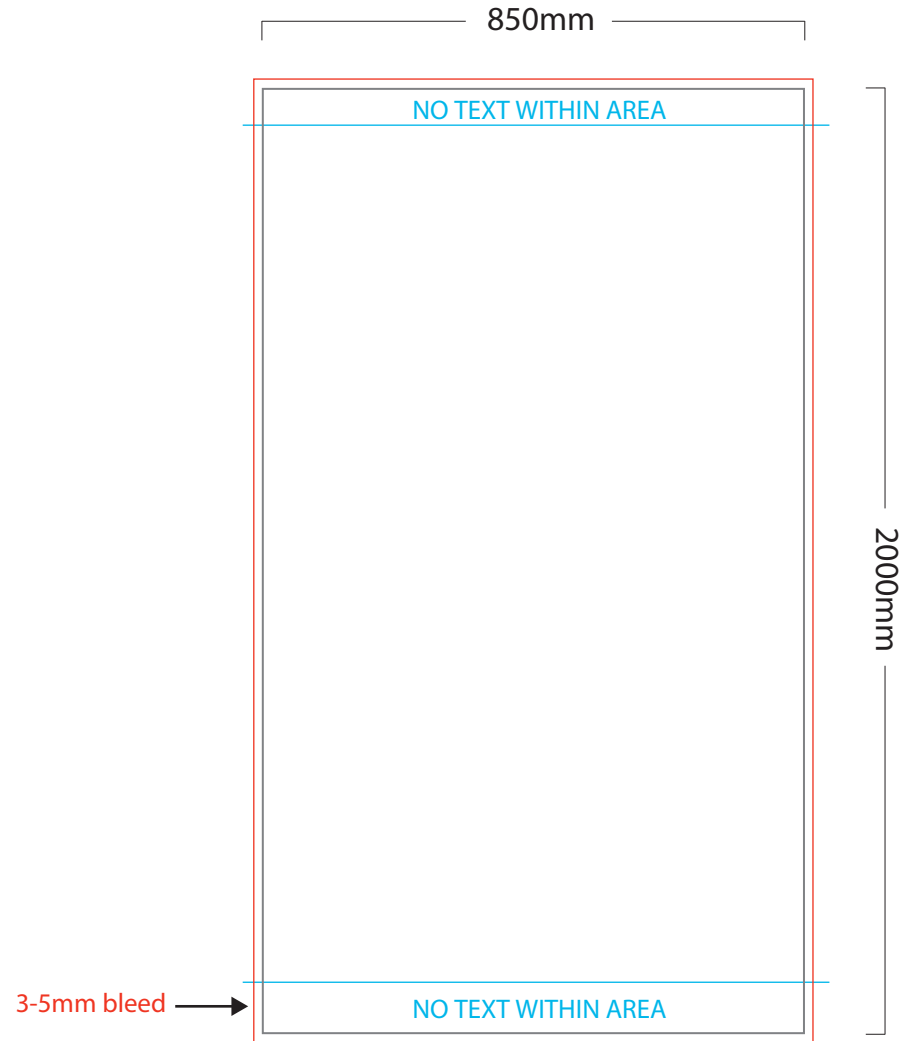
Ensure your graphic designer is working with overprint preview switched on and not off. Otherwise this setting may cause information to disappear when printed. Select Print Solution Pty Ltd is not responsible will be taken.



PVC SPIDER POP UP WALL PACKAGE

PULL UP BANNER

Measurement



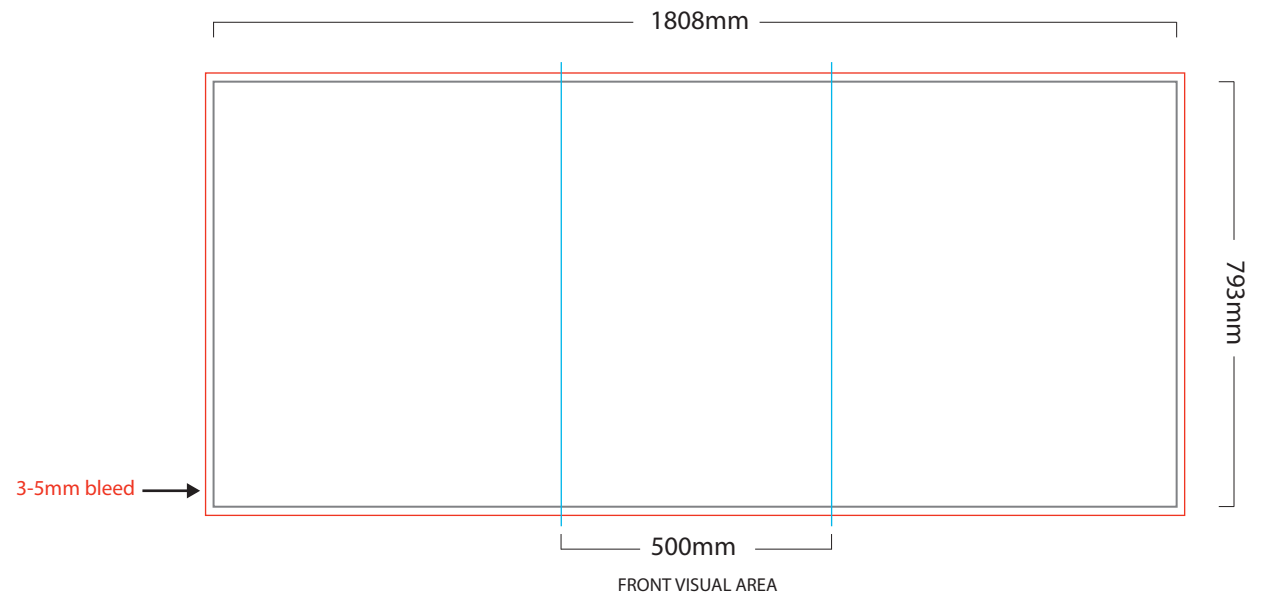
PVC SPIDER POP UP WALL PACKAGE

TRAVEL CASE PRINTED

Measurement

When creating printed graphic for your Travel Case, ensure artboard size is 1808mm (w) x 793mm (h) with 3-5mm bleed. Please supply artwork as a high resolution pdf file with bleed and crop marks.

Blue guides show the front visual area of Travel Case, if you wish to only have text/logos on the front place 2 guides on your artboard 500mm (w) centred.



Artboard Size: 1808mm x 793mm
Bleed: 3-5mm

PVC SPIDER POP UP WALL PACKAGE

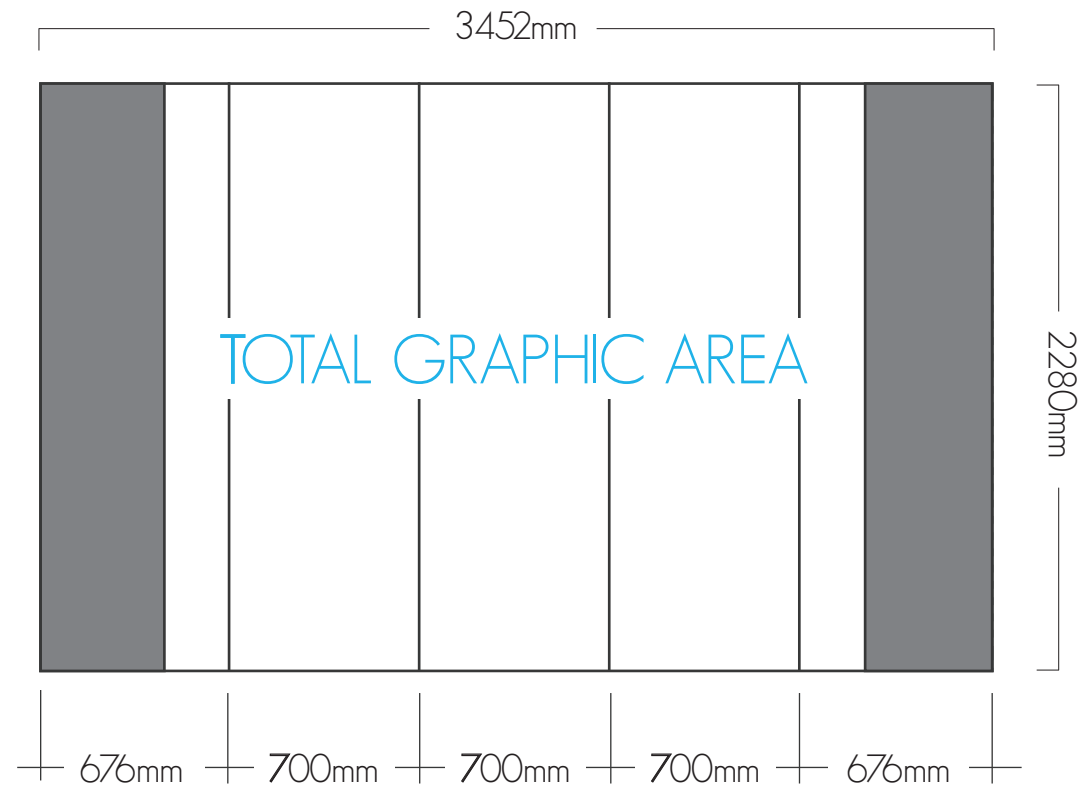
3x3 Curved Wall Display Unit

Measurement

When setting up artwork for 3x3 Curved Wall, ensure artboard size is 3452mm (w) x 2280mm (h). Please supply artwork as a high resolution pdf file no bleed or crop marks required.

USEFUL TIPS FOR ARTWORK SETUP OF CURVED WALL EXPO DISPLAY

- Always supply the artwork as one complete E.g. Not five separate files.
- Visual area is 2280 x 2280mm, keep text within area as when panels curve to the back text will not be seen.



Artboard Size: 3452mm x 2280mm
 Bleed: No bleed required

PVC SPIDER POP UP WALL PACKAGE

3x4 Curved Wall Display Unit

Measurement

When setting up artwork for 3x3 Curved Wall, ensure artboard size is 3452mm (w) x 2280mm (h). Please supply artwork as a high resolution pdf file no bleed or crop marks required.

USEFUL TIPS FOR ARTWORK SETUP OF CURVED WALL EXPO DISPLAY

- Always supply the artwork as one complete E.g. Not five separate files.
- Visual area is 2280 x 2280mm, keep text within area as when panels curve to the back text will not be seen.

